

Summer 2 week 5 answers

Monday

Numeracy


Arithmetic

- 1) $845 + 8 = 853$
- 2) $84 \div 12 = 7$
- 3) $13 \times 0 = 0$
- 4) $732 - 96 = 636$
- 5) $12 - 3.5 = 8.5$
- 6) $2 \times 2 \times 2 = 8$
- 7) $1,808 - 1,443 = 365$
- 8) $4 \times 9 = 36$
- 9) $530 \div 100 = 5.3$
- 10) $\frac{2}{3}$ of 33 = 22

Interpret charts

- 1 The pictogram shows the number of ice creams sold in a shop.

Ice cream flavour	Number of ice creams sold
vanilla	
chocolate	
strawberry	
mint choc	

Key  = 2 ice creams

- a) How many vanilla ice creams were sold?

8

- b)



The shop sold
6 chocolate ice creams.

What mistake has Annie made?

She has counted the number of pictures of ice
creams on the pictogram.

- c) How many chocolate ice creams were sold?

12

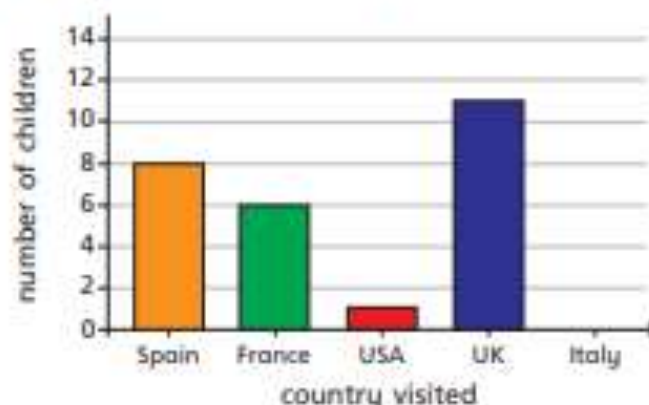
- d) How many strawberry ice creams were sold?

3

- e) Seven mint choc ice creams were sold.

Complete the pictogram to show this.

- 2 The bar chart shows the number of children who went on holiday to some different countries.



- a) Complete the table using the information in the bar chart.

Country	Number of of children visiting
Spain	8
France	6
USA	1
UK	11
Italy	0

- b) Complete the pictogram using the information in the bar chart.

Country	Number of of children visiting
Spain	○ ○
France	○ ◐
USA	◐
UK	○ ○ ◐
Italy	

Key ○ = 4 children

3

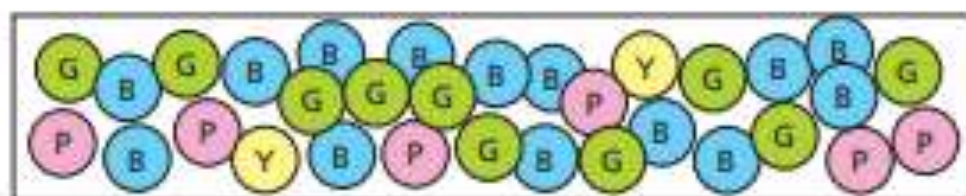


Chart A




Chart B





Chart C



Which chart best represents the picture?

chart C

Talk to a partner about the reasons for your choice.

4

Use the clues to label the bar chart.

- The number of Huddersfield Town supporters is half the number of Halifax Town supporters.
- Most people support Halifax Town.
- More people support Manchester United than Leeds United.
- There is 1 less supporter of Bradford City than Halifax Town.

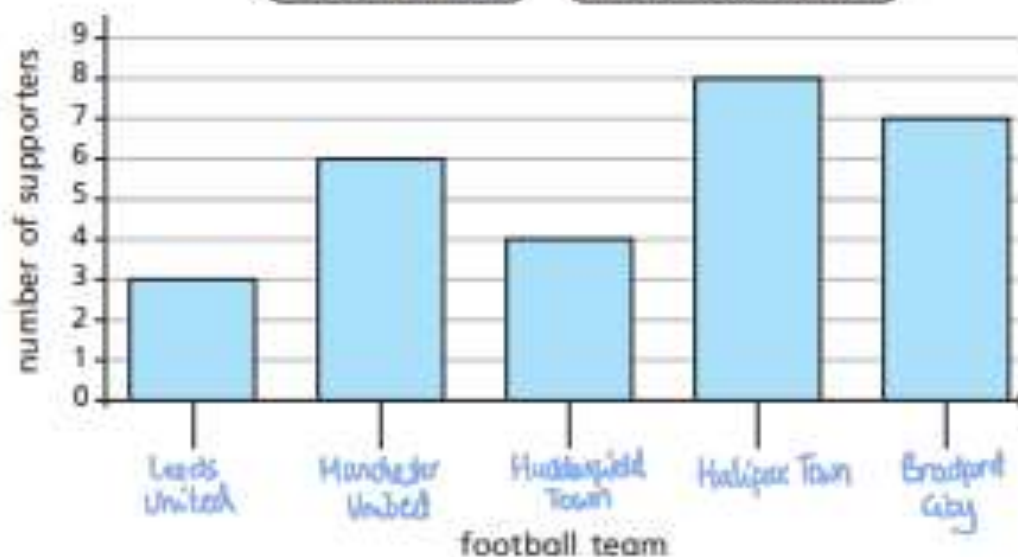
Bradford City

Huddersfield Town

Halifax Town

Leeds United

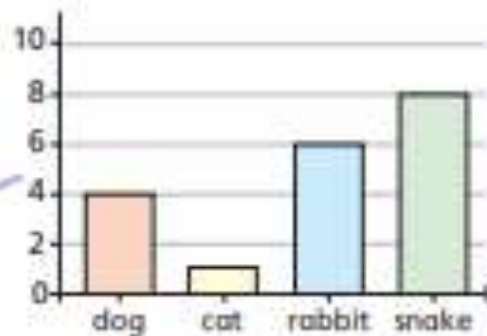
Manchester United



5

Four classes of children were asked what their favourite animals are. Match the tables to the charts.

Class A	
dog	8
cat	2
rabbit	7
snake	12

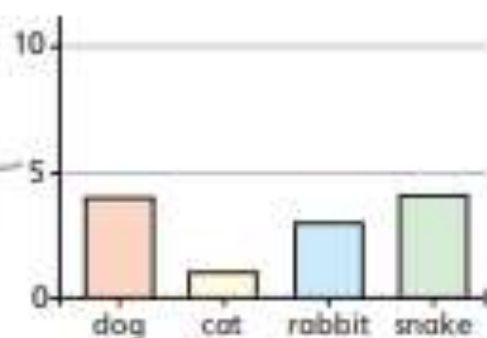


Class B	
dog	4
cat	1
rabbit	3
snake	4




dog	
cat	
rabbit	
snake	


Key  = 4 children

Class C	
dog	4
cat	1
rabbit	6
snake	8



Class D	
dog	8
cat	2
rabbit	7
snake	3

dog	
cat	
rabbit	
snake	

Key  = 4 children

9a.

Sparrow	Blue Tit	Pigeon	Crow
			

10a. Various answers, for example: Which year group has the most parents over 30?

11a. Children's scales may vary which will impact on their answer.

12			
9			
6			
3			
	Jan	Feb	Mar

12a. A. 400 B. Tuesday, Wednesday and Thursday

9b.

Carrots	Onions	Garlic	Peas
50	75	12	75

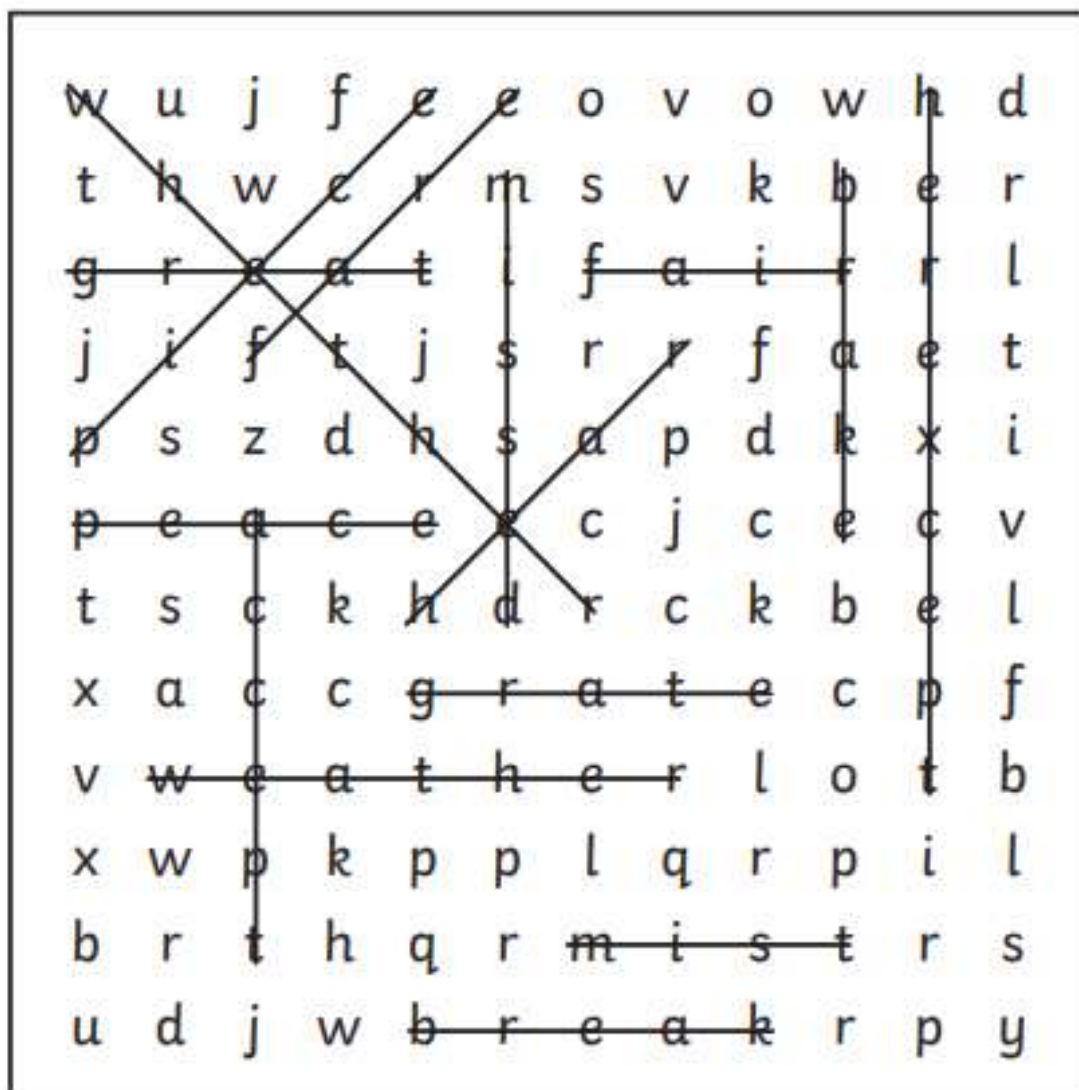
10b. Various answers, for example: How many children in Y3 iron for their pocket money?

11b. Children's picture choice and value may vary which will impact on their answer. 1 image = 2 steps

Mon	4 images
Tues	4.5 images
Wed	5 images
Thurs	6 images
Fri	4.5 images

12b. A. 23 B. This information could also be presented in a bar chart or pictogram.

Monday - answers



accept	fair	hear	break
except	fare	here	brake
whether	mist	great	peace
weather	missed	grate	piece

